

BATRACHIA AND REPTILIA

OF

COSTA RICA.

E. D. COPE.

ATLAS.

HARVARD UNIVERSITY.



LIBRARY
OF THE
MUSEUM OF COMPARATIVE ZOOLOGY
70969
LIBRARY OF
SAMUEL GARMAN

September 29, 1928.

SEP 29 1928

Garman

THE
BATRACHIA AND REPTILIA

OF

COSTA RICA.

BY

E. D. COPE

ATLAS.

PHILADELPHIA, APRIL, 1877.

c

2-

NOTE.

The letterpress of this memoir was published in an edition of fifty copies, Nov. 26, 1875. The principal edition will appear in the *Journal of the Academy of Natural Sciences of Philadelphia*, which has not yet been issued, in consequence of the delay in the completion of the plates. These are now published, completing the separate memoir.

March 20th, 1877.

EXPLANATION OF THE PLATES.

PLATE I. = pl. 23.

Costa Rica Batrachia, natural size, excepting figs. 8a, 9a, and 13a, which are twice natural size.

- Fig. 1. *Cranopsis fastidiosus*; 1a, mouth. Page 96.
2. *Crepidius epioticus*; 2a, mouth. Page 97.
3. *Ollotis carulescens*; 3a, mouth. Page 98.
4. *Bufo auritus*. Page 99.
5. *Bufo coccifer*. Page 100.
6. *Dendrobates talamancæ*. Page 102.
7. *Hyla nigripes*. Page 104.
8. *Phyllobates hylæformis*; 8a, mouth. Page 107.
9. *Lithodytes podiciferus*; var. D. Page 108.
10. *Lithodytes melanostictus*; 10a, mouth. Page 109.
11. *Lithodytes megacephalus*; 11a, mouth. Page 110.
12. *Trypheroopsis chrysoprasinus*; 12a, mouth. Page 114.

PLATE II. = pl. 24

- Fig. 1. *Anolis insignis*; one-half natural size. Page 120.
2. *Anolis microtus*; one-half natural size. Page 119.
3. *Anolis pachypus*; natural size. Page 122.
4. *Anolis oxylophus*; natural size. Page 123.
5. *Chalcidolepis metallicus*; natural size. Page 116.

PLATE III. = 25

- Fig. 1. *Basiliscus plumifrons*, natural size; 1a, head from above. Page 125.
2. *Basiliscus mitratus*; head from above, natural size. Page 127.

PLATE IV. = pl. 26

- Fig. 1. *Dendrophidium melantropis*. Page 134.
2. *Dryophis brevirostris*. Page 132.
3. *Hyla elæochroa*; 3a, mouth. Page 105.
4. *Hylodes cerasinus*; 3a, mouth. Page 112.

PLATE V. = pl. 27

- Fig. 1. *Leptognathus argus*, natural size. Page 130.
2. *Teleüraspis schlegelii*, natural size. Page 149.
3. *Bothriopsis proboscideus*, natural size. Page 150.
4. *Hyla uranochroa*, natural size. Page 103.

PLATE VI. = pl. 28

Heads of *Lacertilia* and *Ophidia*, natural size, except figs. 2 and 4.

- Fig. 1. *Mabuia alliacea*, from above. Page 115.
2. *Chalcidolepis metallicus*; a, above; b, below; twice natural size. Page 116.
3. *Amiva gabbiana*; a, above; b, below. Page 117.
4. *Anolis trochilus*, above; twice natural size. Page 121.
5. *Anolis oxylophus*, above. Page 123.
6. *Xiphosoma annulatum*: in this and the following figures, the superior view is marked a, the lateral b. Page 129.
7. *Leptognathus argus* (a). Page 130.
8. *Leptognathus pictiventris* (a and b). Page 130.
9. *Leptophis æruginosus* (a and b). Page 132.
10. *Leptophis saturatus* (a and b). Page 133.
11. *Spilotes chrysobronchus* (a and b). Page 136.
12. *Contia calligaster* (a and b). Page 146.
13. *Bothriopsis proboscideus* (a). Page 150.

NOTE.—In the Catalogue of *Ophidia* given on page 95, the species *Colobognathus nasalis* and *Colophrys rhodogaster* should be for the present omitted, as they occur in the adjoining State of Nicaragua.



T. Sinclair & Son, Lith. Phila.


1 *Cranopsis fastidiosus*. 2 *Crepidius epoticus*. 3 *Ollotis cœrulescens*. 4 *Bufo auritus*. 5 *Pezomachus*.
 6 *Dendrobates talamancæ*. 7 *Hyla nigripes*. 8 *Phyllobates hylæformis*. 9 *Lithodytes podiciferus* var. L.
 10 *L. melanostictus*. 11 *L. megacephalus*. 12 *Trypheryopsis chrysoprasinus*. 13 *Lithodytes muricinus*.



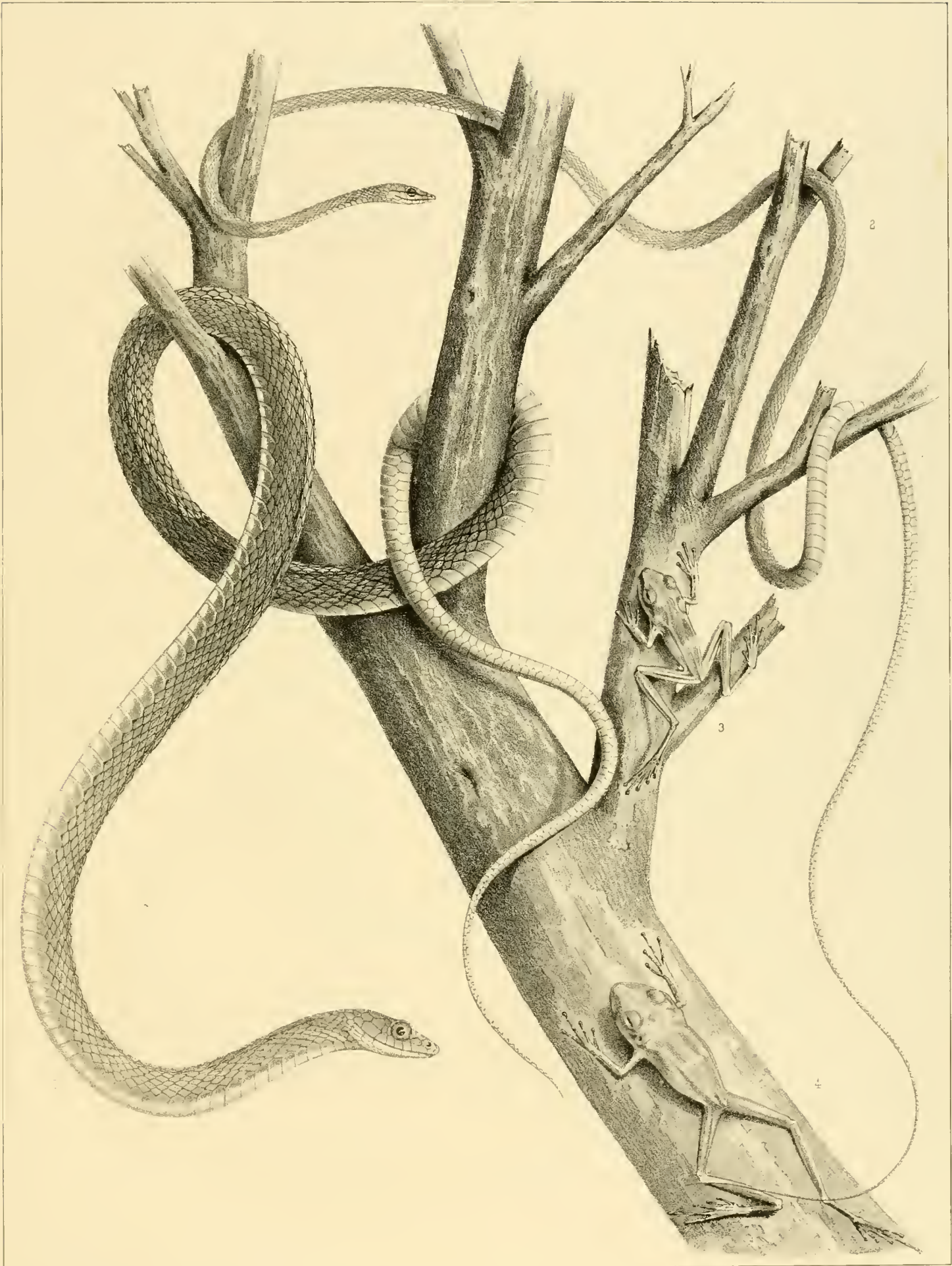
Thomas & Co. Lith. Phila.

1. *Anolis insignis* $\frac{1}{2}$. 2. *A. microtus* $\frac{1}{2}$. 3. *A. pachypus* $\frac{1}{2}$. 4. *A. oxylophus* $\frac{1}{2}$. 5. *Chalcidolepis metallicus* $\frac{1}{2}$

MCZ LIBRARY
HARVARD UNIVERSITY
CAMBRIDGE, MA USA



1. Basiliscus plumifrons. 2. B. mitratus.



P. Snelcar & Son. Lith. Phila

1. *Dendrophidium melanotropis*. 2. *Dryophis brevirostris*. 3. *Hyla elæochroa*. 4. *Hylodes cerasinus*


MCZ LIBRARY
HARVARD UNIVERSITY
CAMBRIDGE, MA USA



T. Sinclair & Son. 156. Phila

1. *Leptognathus argus*. 2. *Teleuraspis schlegelii*. 3. *Bothriopsis proboscideus*. 4. *Hyla uranochroa*.

ALZ LIBRARY
HARVARD UNIVERSITY
CAMBRIDGE, MA USA



Fincklar & Son. Lith Phila

1 *Mabuia alliacea*. 2. *Chalcidolepis metallicus*. 3. *Amiva gabbiana*. 4. *Anolis trochilus*. 5. *A. oxylophus*.
 6. *Xiphosoma annulatum*. 7. *Leptognathus argus*. 8. *L. pictiventris*. 9. *Leptophis æruginosus*.
 10. *L. saturatus*. 11. *Spilotes chrysobronchus*. 12. *Contia calligaster*. 13. *Bothriopsis proboscideus*.

MCZ LIBRARY
HARVARD UNIVERSITY
CAMBRIDGE, MA USA

